

## AIR VENT RIDGE VENTS

Product	Model	Description	Colors	Size	Net Free Area	Roof Pitch
ShingleVent II	SHFV, 12" wide	Shingle-over (filter)	Black, Brown, Gray, Charcoal	4'	18 sq. in. per ft.	3/12 to 16/12
ShingleVent II-9	SHFV9CC, 9" wide	Shingle-over (filter)	Charcoal	4'	16 sq. in. per ft.	3/12 to 12/12
ShingleVent II-7	SHFV7CC, 7" wide	Shingle-over (filter)	Charcoal	4'	16 sq. in. per ft.	3/12 to 12/12
ShingleVent II-9A	CLASH9CC, 9" wide	Class A fire rated shingle-over (filter)	Charcoal	4'	16 sq. in. per ft.	3/12 to 12/12
ShingleVent II-7A	CLASH7CC, 7" wide	Class A fire rated shingle-over (filter)	Charcoal	4'	16 sq. in. per ft.	3/12 to 12/12
Hip Ridge Vent	HIPVBL	Shingle-over (filter)	Black	4'	12 sq. in. per ft.	Minimum 3/12
Peak Performer II	PPII	Shingle-over, rolled (filter)	Black	28'	12 sq. in. per ft.	3/12 to 12/12
Multi-Pitch FilterVent*	FV101	Aluminum (filter)	FV101 & FV110: Black, Brown, White,	10'*	18 sq. in. per ft.	3/12 to 12/12
	FV110	Aluminum (filter)	Gray, Mill, Bronze	8'*	18 sq. in. per ft.	3/12 to 12/12
VenturiVent Plus	VVP, 12" wide	Shingle-over (no filter)	Black	4'	18 sq. in. per ft.	3/12 to 16/12
Peak Performer I	PPI	Shingle-over, rolled (no filter)	Black	28'	12 sq. in. per ft.	3/12 to 12/12
VenturiVent Roll	VVR20	Shingle-over, rolled (no filter)	Black	20'	12 sq. in. per ft.	3/12 to 12/12
Flash FilterVent	FFV162	Aluminum vent for roof/wall junctions (filter)	Black, Brown, Gray, Bronze	Venting Pack**	9 sq. in. per ft.	3/12 to 12/12
Peak FilterVent	PFV152	Aluminum peak vent for contemporary roof designs (filter)	Black, Brown, Gray, Bronze	Venting Pack**	9 sq. in. per ft.	3/12 to 12/12
Utility FilterVent	UFV172	Aluminum vent for specialty applications (filter)	Black, Brown, Gray, Bronze	Venting Pack**	9 sq. in. per ft.	3/12 to 16/12

\*Also available in venting packs. \*\*Venting packs contain four 8-foot pieces, two end plugs, three connector plugs and straps. Flash FilterVent includes four pieces of Supplemental Flashing. NOTE: Venting packs can be shipped UPS.


## AIR VENT INTAKE VENTS

Product	Model	Description	Colors	Size	Net Free Area	Roof Pitch
The Edge Vent	EVI	Shingle-over, roof-top installed	Black	4'	9 sq. in. per ft.	Minimum 3/12
Vented Drip Edge	VDE	Aluminum	White, Mill, Brown, Black	10'	9 sq. in. per ft.	3/12 to 12/12
Continuous Soffit Vent	SV201	Louvered Aluminum Continuous soffit vent (Retrofit)	White, Mill, Brown	8'	9 sq. in. per ft.	N/A
	SV202	Louvered Aluminum Continuous soffit vent (New construction)	White, Mill, Brown	8'	9 sq. in. per ft.	N/A
	SP8	Perforated Aluminum	White, Mill, Brown	8'	8 sq. in. per ft.	N/A
	SV351	Perforated PVC Continuous soffit vent (Retrofit)	White, Brown	8'	9 sq. in. per ft.	N/A
	SV352	Perforated PVC Continuous soffit vent (New construction)	White	8'	9 sq. in. per ft.	N/A
Undereave Vents	EV16424	Aluminum	White, Mill, Brown	4" x 16"	28" pc	N/A
	EV16624	Aluminum	White, Mill, Brown	6" x 16"	42" pc	N/A
	EV16824	Aluminum	White, Mill, Brown	8" x 16"	56" pc	N/A



**The Edge<sup>®</sup> Vent**

Shingle-over, roof-top installed intake vent for homes with or without overhangs.



**Pro Flow<sup>™</sup> Vented Drip Edge**

Combines drip edge with intake vents.



**Continuous Soffit Vents**

Plastic or aluminum.



**Undereave Vents**

For intake venting at the eaves.

### A NOTE ON CODE COMPLIANCE

When installed properly, all Air-Vent products mentioned in this publication comply with the net free area requirements of nationally recognized model codes, including those written by the International Code Council. In addition, some of the vents have product evaluation approvals from specific code bodies.

Please call **1-800 AIR-VENT** to obtain code body information for a particular Air-Vent product.

### REPLACEMENT PLUS<sup>™</sup> PROTECTION

Replacement Plus provides reimbursement for all labor costs incurred in removing any defective vent and installing the vent replacement, in addition to the replacement product itself.



A GIBALTAR INDUSTRIES COMPANY

4117 Pinnacle Point Drive, Suite 400, Dallas, TX 75211

**800-AIR-VENT** (247-8368)

www.airvent.com • ventilation@gibraltar1.com

© 2014 Air Vent, Inc.

AVI023-10/14



# AIR VENT RIDGE VENT SYSTEMS

*Beautiful Looks and Proven Performance from the Industry Leader in Attic Ventilation*



## OUR FULL LINE OF RIDGE VENTS AND INTAKE VENTS INCLUDES:



**ShingleVent II**  
SHINGLE-OVER RIDGE VENT



**Peak Performer II**



multi-pitch  
**FilterVent**



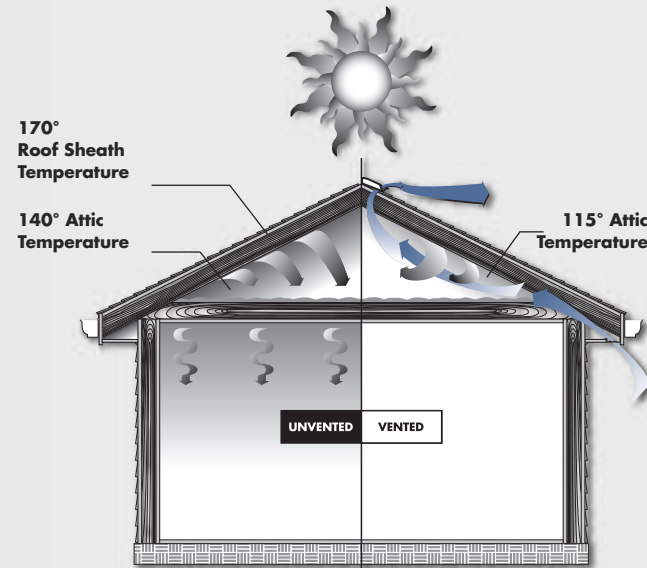
**Hip Ridge Vent**  
SHINGLE-OVER HIP VENT

A ridge vent for diagonal hips





## WHY VENTILATE THE ATTIC?



Effective attic ventilation can help fight excess heat and moisture before they become serious problems:

- Heat and moisture can cause roof structures, shingles and paint to deteriorate prematurely;
- Excessive heat causes air conditioners to run more;
- Excessive moisture can lower the R-value of some insulation;
- Uneven roof temperatures can cause the formation of ice dams;
- And proper ventilation is *required* to validate the warranty coverage for most roofing shingles.

## WHY RIDGE VENTS?

Two reasons to always use a ridge vent whenever possible: *performance* and *appearance*.

Years of research have proven that AirVent ridge vents combined with sufficient intake vents is the most efficient and effective system you can install. This balanced system of intake and exhaust through the attic provides greater airflow than any other non-powered vent system—and it's the most attractive system. They blend in nicely with the roofline.



### 42 Feet of Ridge Vent

Located precisely where they do the most good, at the peak of the roof, ridge vents are virtually invisible from ground level. And they provide greater airflow than other vents.

### 15 Roof Louvers

In order to provide the same ventilation as 42 linear feet of ridge vent, 15 roof louvers would be necessary — creating quite an eyesore.

### 5 Wind Turbines

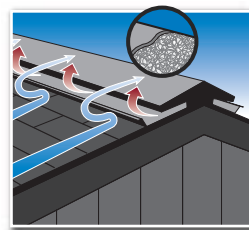
To provide the same ventilation as 42 linear feet of ridge vent, five wind turbines would be necessary — resulting in an unattractive roofline.

## NOT ALL RIDGE VENTS ARE THE SAME

In independent tests against competitive ridge vents, AirVent products produced the greatest amount of low pressure above the vent, which resulted in a greater ability to exhaust air from the attic. Two unique features contribute to the superior performance of AirVent ridge vents:

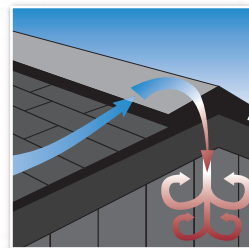
1) **The External Wind Baffle** creates low pressure to “pull” air out of the attic, and helps prevent windblown rain and snow infiltration.

2) **The Internal Weather Filter** deflects rain, snow and insects to provide a more complete weather barrier. Unlike a furnace filter it's not treated with any oils or chemicals.



### Unbaffled Ridge Vents

■ Wind and elements can blow directly in through the ridge vent. Air entering the vent can create pressure in the attic which prevents air and moisture from being pulled out.



■ Strong winds can actually pass through one side of the vent and out the other, also preventing air and moisture from escaping the attic.

## AIRVENT RIDGE VENTS

### ShingleVent II

SHINGLE-OVER RIDGE VENT



- External baffle enhances airflow and provides weather protection
- Internal weather filter provides a more complete barrier against weather, insects & debris
- 4-foot shingle-over; made of durable, molded high-impact copolymers
- Built-in ventilating end plug
- Lifetime limited warranty and 5-year Replacement Plus™ Protection

### VARIETY OF MODELS TO CHOOSE FROM

1. ShingleVent II is 12" wide for conventional shingle-over applications.\*
2. ShingleVent II-9 is 9" wide for enhanced ridge cap shingles, cedar shake or cedar shingle applications.
3. ShingleVent II-7 is 7" wide for narrow enhanced ridge cap shingles.
4. ShingleVent II-9A and II-7A are both approved for Class A roof decks for 9" and 7" ridge cap shingles.

\*Available with a bag of ring shank nails taped to each 4-foot piece

### Peak Performer II



- External baffle & internal weather filter
- Nail gun friendly with 2 coils of nails
- 28-foot roll shingle-over
- Built-in ventilating end plug
- Limited Lifetime Warranty and 5-year Replacement Plus™ Protection

### multi-pitch filterVent



- External baffle & internal weather filter
- 8- and 10-foot stucco embossed aluminum
- Connector plugs and hold-down straps
- Limited Lifetime Warranty and 5-year Replacement Plus™ Protection

### VenturiVent™ Plus



- External baffle
- 4-foot shingle-over
- Built-in ventilating end plug
- Available with a bag of ring shank nails taped to each 4-foot piece
- Limited Lifetime Warranty and 5-year Replacement Plus™ Protection

### Peak Performer I



- External baffle
- Nail gun friendly with 2 coils of nails
- 28-foot roll shingle-over
- Built-in ventilating end plug
- Limited Lifetime Warranty and 5-year Replacement Plus™ Protection

### VenturiVent™ Roll



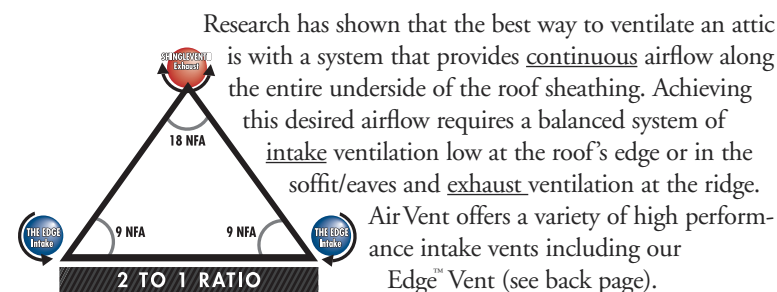
- External baffle
- 20-foot roll shingle-over
- Built-in ventilating end plug
- Limited Lifetime Warranty and 5-year Replacement Plus™ Protection

### Hip Ridge vent



- Ridge vent for diagonal hips
- 4-foot shingle-over
- Integrated gasket protects against water infiltration
- External wind baffle & internal weather filter
- Built-in ventilating end plug
- Integrated rain diverter
- Limited Lifetime Warranty and 5-year Replacement Plus™ Protection

## DESIGNING THE BALANCED SYSTEM® FOR ATTIC VENTILATION



Research has shown that the best way to ventilate an attic is with a system that provides continuous airflow along the entire underside of the roof sheathing. Achieving this desired airflow requires a balanced system of intake ventilation low at the roof's edge or in the soffit/eaves and exhaust ventilation at the ridge. AirVent offers a variety of high performance intake vents including our Edge™ Vent (see back page).

For optimum attic ventilation for today's tighter built, tighter remodeled homes that have more efficient building materials, AirVent recommends exceeding minimum building codes.\*\* AirVent recommends 1 square foot of ventilation for every 150 square feet of attic floor space with half the ventilation represented by intake vents and half by exhaust vents such as ridge vents.

To determine how many feet of net free area you need for a balanced ridge vent/intake vent system, use this formula:

$$\frac{\text{Sq. ft. of attic floor space}}{150} = \text{Sq. ft. of net free area needed}$$

To determine how many linear feet of AirVent's ShingleVent II you need, use this formula:

$$\frac{1}{2} \text{ net free area needed} \times 144 \div 18 = \text{minimum feet of ShingleVent II}$$

To determine how many linear feet of AirVent's Edge Vent intake vent you need, use this formula:

$$\frac{1}{2} \text{ net free area needed} \times 144 \div 9 = \text{feet of The Edge Vent needed}$$

\*\* For minimum building code requirements use the 1/300 ratio instead of the 1/150 ratio.


## SPECIALTY RIDGE VENTS



**Peak FilterVent**  
For contemporary roof designs.



**Flash FilterVent**  
Ventilation at roof/wall junction.



**Utility FilterVent**  
For extra-wide ridge beams and custom applications.